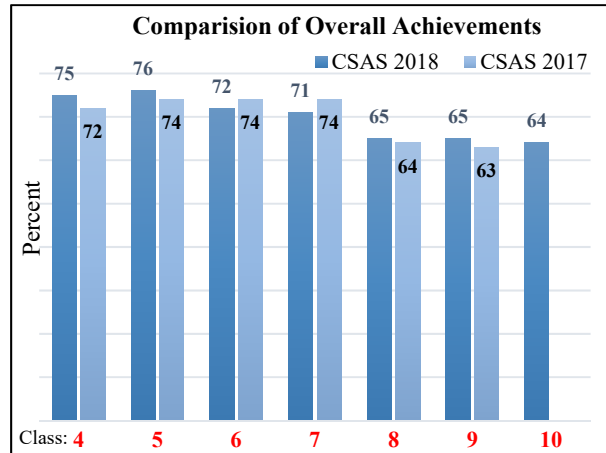


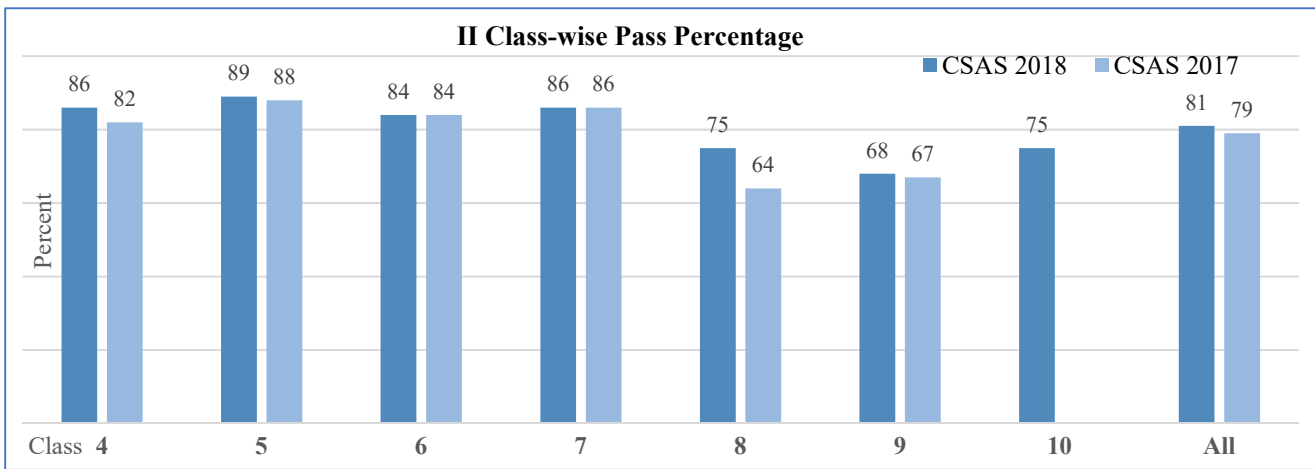
CENSUS BASED STATE ACHIEVEMENT SURVEY (CSAS) 2018 BELAGAVI DISTRICT ACHIEVEMENTS

I Class-wise and Subject-wise Achievements:

Subject / Class	4	5	6	7	8	9	10	All 2018	All 2017
Lang 1	71	77	74	77	77	72	76	75	72
Lang 2	53	72	75	74	76	60	55	67	68
Lang 3			61	72	69	66	70	68	72
Maths	76	77	69	69	69	67	61	70	72
EVS/Sci	75	80	71	68	60	53	64	67	66
SS			72	69	64	72	73	70	69
All - 2018	75	76	72	71	65	65	64	69	
All - 2017	72	74	74	74	64	63			70

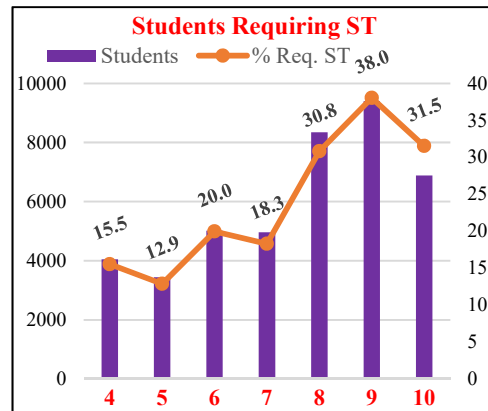


II Class-wise Pass Percentage



III Class-wise and Subject-wise Supplementary Teaching (ST):

Class	Students	L1	L2	L3	Math	EVS / Sci	SS	Sub Agg
4	4047	1718	2275	-	1734	1439	-	7166
5	3444	1583	1906	-	1431	1146	-	6066
6	5017	1437	1999	1876	1888	1478	1411	10089
7	4963	1293	1575	1575	1831	1892	1624	9790
8	8344	2105	3940	3174	2595	3649	2354	17817
9	9400	1716	5469	3165	2583	4595	1985	19513
10	6883	1104	4138	2453	2100	2218	1025	13038
Overall	42098	10956	21302	12243	14162	16417	8399	83479



Sub Agg.: Subjects Aggregate

IV Deficiencies in Competency Levels (< 40% listed below): Pl see "Competency List" file for details

Class/Sub	Kannada	English	Maths	EVS/Sci	SS
4				EVS411, 430,	
5	KAN501, 506, 510	ENG501	MATH523		
6			MATH602	SCI623	SS618
7	KAN709	ENG709	MATH704, 710, 713, 717	SCI709, 711, 727	SS712
8		ENG808, 817, 828	MATH805	SCI809, 810, 812, 823	SS813, 814, 822, 826
9		ENG901, 913, 916, 926	MATH911	SCI906, 909, 917, 918, 919, 923, 925	
10	KAN0123	ENG 0104, 0105, 0106, 0112, 0114, 0116, 0117, 0126, 0127	MATH0106, 0117, 0118, 0126,	SCI0121	SS0105